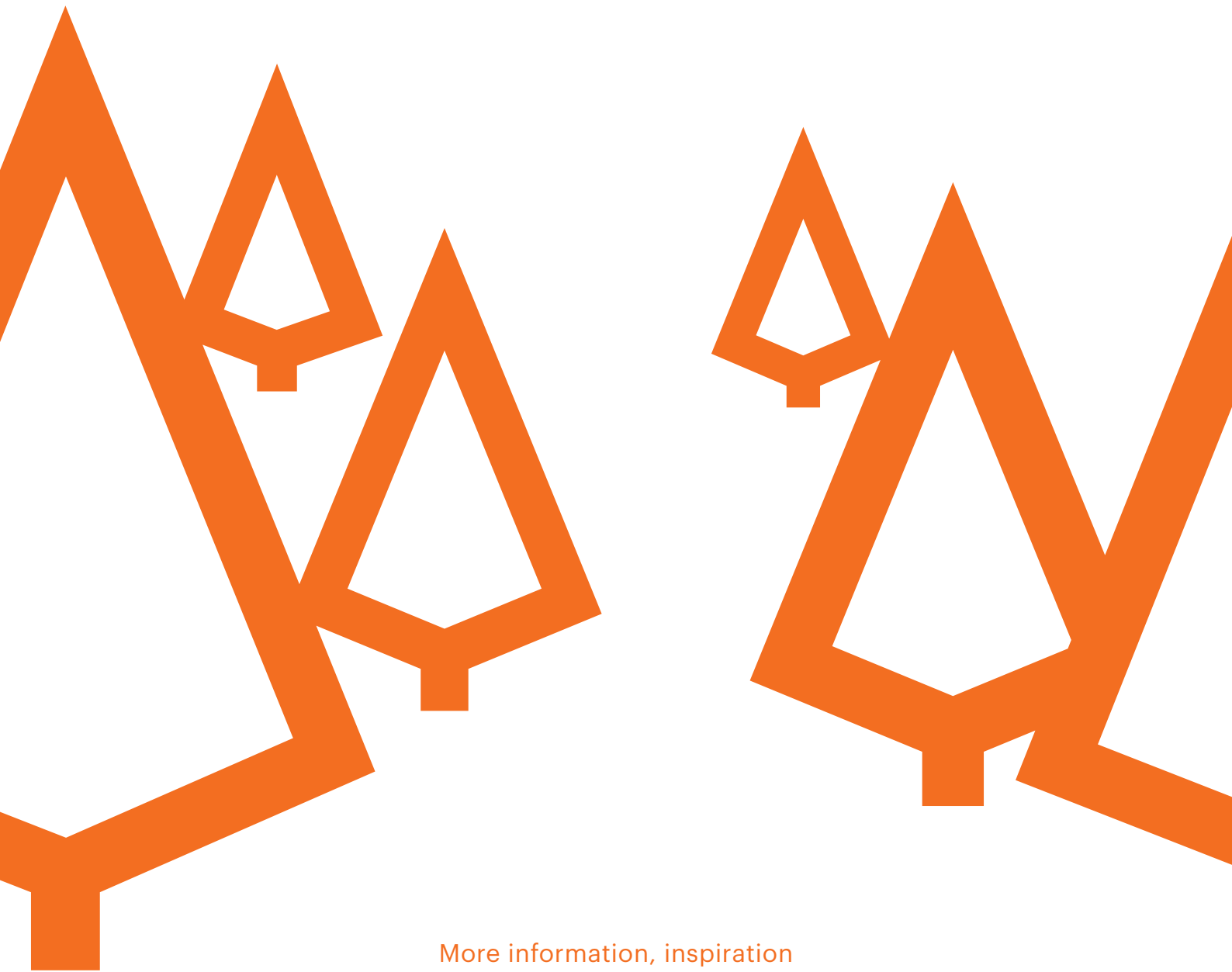




LUNAWOOD

Product Portfolio



More information, inspiration
and installation instructions

LUNAWOOD.COM



Film House Pasaka in Lithuania by Audrius Ambrasas Architects. Photo Joana Suslaviciute

NORDIC LUNAWOOD THERMOWOOD

Lunawood is a premium wood material for versatile exterior and interior applications in all climates. Our products create opportunities for architects and designers to use wood in an innovative and natural way.

The quality of our products starts by selecting the very best certified Nordic pine and spruce raw material, which we enhance to produce more durable, beautiful, and long lasting Lunawood Thermowood. Only the carefully chosen, live knotted part of the tree is used to ensure the high quality of our final products –planed profiles.

Lunawood’s thermo treatment process respects the natural properties of the wood. Our high-quality raw material is processed using only heat and steam – no chemicals are used.

FOR DEMANDING APPLICATIONS

Thermal modification enhances the performance of timber, which expands the range of applications in which it can be used. Lunawood’s excellent dimensional stability enables challenging designs. Lunawood Thermowood withstands even the toughest external environments.



DIMENSIONAL STABILITY

Retains its shape better than untreated wood and therefore a perfect choice for demanding applications



ALL CLIMATES

Can be used both indoors and outdoors in all climate conditions



RESIN FREE

Resin is removed during the Thermal modification process



NON TOXIC

Completely natural and toxic-free material



THERMAL INSULATION

Decreased heat transmission compared to untreated wood



WEATHER ENDURANCE

Durable and weather resistant, Lunawood Thermo-D has Class 2 decay resistance



SUSTAINABLE FORESTRY

Raw material is grown in sustainable and certified Nordic forests



CERTIFIED QUALITY

Trademarked product produced by patented and annually audited process

See Lunawood Fact Sheets for more technical information
LUNAWOOD.COM

APPEALING HAPTIC PROPERTIES

The touch, visibility and scent of Lunawood Thermowood are sophisticated yet natural. Interior design assembled with nuances and warm, natural tones touches our senses, leaving a lasting imprint on our memory.

SILKY AND AUTHENTIC

Lunawood Thermowood has a silky-smooth surface. The genuine look and feel comes from the knots and cracks, which lend an impressive, rustic, and natural finish.

VIVID AND ORGANIC

Beautiful brown toned, Lunawood Thermowood with a unique glow brings nature into an urban space. Battens and panels with versatile surface textures, and round or butterfly-shaped knots create an organic feeling.

THE PURE SCENT OF NATURE

Non-toxic and resin-free Lunawood Thermowood has a refreshing and subtle scent of wood, which gives you an immediate sense of the Nordic forest inviting you into a natural living space.

A PLEASANT SOUNDSCAPE

The porous wood surface does not reflect sound in the same way that hard and artificial materials do. Lunawood Thermowood creates both visually dashing and acoustically functional surfaces.



Natural and vivid textures of
Nordic Pine and Spruce



Duplio Tynell in Finland
by Sanna Piitulainen.



Zilant Cave by Khaziakhmetova and
Khakimova in Lunawood Urban Challenge

LUNAWOOD DESIGN TOOLS

The Lunawood Design Tools provide 3D BIM-objects and Rendering Images to architects and designers for designing with Lunawood Nordic thermally modified wood products.

With these design tools, your design work can be streamlined to ensure you have the right up-to-date product information and devote more time to creative design. The Lunawood Design Tools are free of charge for architects, designers, and students globally.



Download the digital design tools using
the qr-code or go to [Lunawood.com](https://www.lunawood.com)

FACADE



CLADDINGS

Lunawood is a reliable choice for exterior claddings due to Thermowood's improved dimensional stability, durability and aesthetics. Uncoated Lunawood cladding can provide a 30-year desired service life. Lunawood Thermowood claddings are tongue-and-groove profiles with either rounded or sharp edges, which create attractive shadow effects. The profiles are fixed in place either with visible screws or via hidden nailing.

PROFILE		m/m ²	LENGTH (m)	ARTICLE NAME	SPECIES	
	Luna UTV 19x117	3D BIM RENDERING	9,35 m	3,0 / 3,6-5,1	19 x 117 UTV Thermo-D RW A	Pine
	Luna UTV 19x140	3D BIM RENDERING	7,69 m	3,6-5,1	19 x 140 UTV Thermo-D RW A	Pine
	Luna UTV 20x142 Hidden Nailing		8,26 m	3,6-5,1	20 x 142 UTV HN Thermo-D WW SAP A	Spruce
	Luna Pro Coated UTV 20x142 Hidden Nailing Brushed Black	RENDERING	8,26 m	3,6-5,1	20 x 142 UTV HN Brushed Thermo-D WW Black 0202 SAP A	Spruce
	Luna Panel System 19x68		17,54 m	3,0-4,8	19 x 68 Panel System Thermo-D RW A	Pine
	Luna Panel System 19x117	END-MATCHED RENDERING	9,43 m	3,0 / 3,6-5,1	19 x 117 Panel System Thermo-D RW A	Pine
	Luna Panel System 19x165	END-MATCHED	5,75 m	3,6-5,4	19 x 165 Panel System Thermo-D RW A	Pine
	Luna UTS 19x117	3D BIM RENDERING	9,35 m	3,0 / 3,6-5,1	19 x 117 UTS Thermo-D RW A	Pine
	Luna UYLS 20x140		7,69 m	3,6-5,1	20 x 140 UYLS Thermo-D RW A	Pine
	Luna TGV 19x140	RENDERING	7,69 m	3,6-5,1	19 x 140 TGV Thermo-D WW SAP A	Spruce
	Luna TGV 21x142 Fine Sawn		7,57 m	3,6-5,1	21 x 142 TGV Fine Sawn Thermo-D WW SAP A	Spruce
	Luna Triple Shadow 32x140	3D BIM RENDERING	7,57 m	3,6-5,4	32 x 140 Triple Shadow Thermo-D WW SAP A	Spruce
	Luna Dual Shadow 26x142		7,57 m	3,9-5,4	26 x 142 Dual Shadow Thermo-D WW SAP A	Spruce
	Luna Femma 26x142		7,46 m	3,9-5,4	26 x 142 Femma Thermo-D WW SAP A	Spruce



Private House Beloura in Portugal by Alain Gameiro, Photo Fernando Guerra

BATTENS

Lunawood Battens are versatile products that can be used indoor and outdoor. When used in façade multiple depths and play of light and shadow are obtained. Battens utilised as solar shades are an ecologically sound way of cooling buildings. Lunawood battens are suitable also for a building for fences and gates and decking structures underneath the deck boards. In indoor use Lunawood Thermowood brings touch of nature in ceiling, partition walls and humid spaces, i.e. sauna and spa interiors.

PROFILE		LENGTH (m)	ARTICLE NAME	SPECIES
	Luna SHP 19x92	3,0 / 3,6-4,5	19 x 92 SHP Thermo-D RW A	Pine
	Luna SHP 19x117	3,0 / 3,6-5,1	19 x 117 SHP Thermo-D RW A	Pine
	Luna SHP 40x185	3D BIM RENDERING 3,0 / 3,6-5,4	40 x 185 SHP Thermo-D RW A	Pine
	Luna SHP 42x42	3D BIM RENDERING 3,0 / 3,6-4,8	42 x 42 SHP Thermo-D RW A	Pine
	Luna SHP 42x68	3D BIM RENDERING 3,0 / 3,6-4,2	42 x 68 SHP Thermo-D RW A	Pine
	Luna SHP 42x92	3D BIM RENDERING 3,0 / 3,6-5,4	42 x 92 SHP Thermo-D RW A	Pine
	Luna SHP 42x117	3,6-5,4	42 x 117 SHP Thermo-D RW A	Pine
	Luna SHP 42x140	3D BIM RENDERING 3,6-5,4	42 x 140 SHP Thermo-D RW A	Pine
	Luna Parallelogram SSS 20x92	3,0 / 3,6-4,5	20 x 92 SSS Thermo-D RW A	Pine
	Luna Parallelogram SSS 26x68	3,0 / 3,6-4,8	26 x 68 SSS Thermo-D RW A	Pine
	Luna Half Parallelogram HSS 28/42x42	3,0 / 3,6-4,8	35 x 42 HSS Thermo-D RW A	Pine
	Luna Post 88x88	GLUED 3,0 / 4,2	88 x 88 LunaPost Thermo-D RW A	Pine
	Luna Post 140x140	GLUED 3,0 / 4,2	140 x 140 LunaPost Thermo-D RW A	Pine




INTERIOR



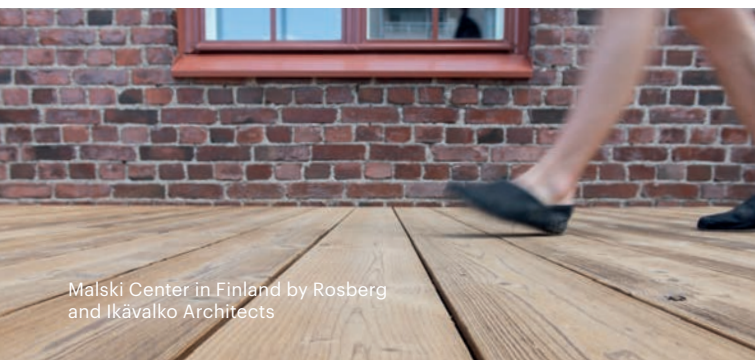
Bedford Center Office in South Africa by Studio 121 Architects

INTERIOR SURFACES

Lunawood enables harmonious aesthetic flow outside in and inside out with the same profiles. It lets the exterior and interior spaces communicate seamlessly with each other. Interior design assembled with nuances and warm, natural tones touches our senses, leaving a lasting imprint on our memory. Playing with different widths of the same profiles, orientations and edges allows you to create a timeless spatial experience that tickles all the senses. The touch, visibility and scent of Lunawood Thermo-wood are sophisticated yet natural.

PROFILE		m/m ²	LENGTH (m)	ARTICLE NAME	SPECIES
	Luna TGV 17x188 BRUSHED AND END-MATCHED RENDERING	5,62 m	3,9 / 5,4	17 x 188 TGV Brushed T&G Thermo-S WW SAP A	Spruce
	Luna STP 15x92	12,2 m	2,1 / 3,0 / 3,6-4,2	15 x 92 STP Thermo-D RW A	Pine
	Luna Panel System 19x68 END-MATCHED	17,54 m	3,0-4,8	19 x 68 Panel System T&G Thermo-D RW A	Pine
	Luna Panel System 19x117 END-MATCHED RENDERING	9,43 m	3,0 / 3,6-5,1	19 x 117 Panel System T&G Thermo-D RW A	Pine
	Luna Panel System 19x165 END-MATCHED	5,75 m	3,6-5,4	19 x 165 Panel System T&G Thermo-D RW A	Pine
	Luna Triple Shadow 32x140 3D BIM RENDERING	7,57 m	3,6-5,4	32 x 140 Triple Shadow Thermo-D WW SAP A	Spruce
	Luna Femma 26x142	7,46 m	3,9-5,4	26 x 142 Femma Thermo-D WW SAP A	Spruce
	Luna Dual Shadow 26x142	7,57 m	3,9-5,4	26 x 142 Dual Shadow Thermo-D WW SAP A	Spruce
	Luna Aalto 32x142	7,46 m	3,6-5,1	32 x 142 Aalto Thermo-D RW A	Pine
	Luna SHP 42x42 3D BIM		3,0 / 3,6-4,8	42 x 42 SHP Thermo-D RW A	Pine
	Luna SHP 42x68 3D BIM		3,0 / 3,6-4,2	42 x 68 SHP Thermo-D RW A	Pine
	Luna SHP 42x92 END-MATCHED		3,0 / 3,6-5,4	42 x 92 SHP Thermo-D RW A	Pine
	Luna HLL/L 26x118	9,34 m	3,0 / 3,6-5,1	26 x 118 HLL/L T&G Thermo-D RW A	Pine









LANDSCAPING



Malski Center in Finland by Rosberg and Ikävälko Architects

DECKING

Lunawood Thermowood is an outstanding decking material due to its stability and durability. Luna Profix -hidden fixing clip enables quick and easy installation of the deck and creates a clean and elegant appearance without visible screws. Our decking products are also available as factory oiled. Two coats of pigmented wood oil are applied in a controlled factory environment creating an even coating and consistent color tone. The product is ready to be installed and does not require immediate coating to secure the color preservation.

PROFILE	JOIST SPACING	m/m ²	LENGTH (m)	ARTICLE NAME	SPECIES		
	Luna SHP 26x92	450 mm	10,2 m (6 mm GAP)	3,0 / 3,6-4,5	26 x 92 SHP Thermo-D RW A	Pine	
	Luna SHP 26x117	450 mm	8,13 m (6 mm GAP)	3,0 / 3,6-5,4	26 x 117 SHP Thermo-D RW A	Pine	
	Luna SHP 26x140	450 mm	6,85 m (6 mm GAP)	3,6-5,1	26 x 140 SHP Thermo-D RW A	Pine	
	Luna SHP 42x92	3D BIM RENDERING	600 mm	10,20 m (6mm GAP)	3,0 / 3,6-5,4	42 x 92 SHP Thermo-D RW A	Pine
	Luna SHP 42x140	3D BIM RENDERING	600 mm	6,85 m (6mm GAP)	3,6-5,4	42 x 140 SHP Thermo-D RW A	Pine
	Luna SHP Profix 2 26x117	450 mm	8,13 m (6 mm GAP)	3,0 / 3,6-5,4	26 x 117 SHP PF2 Thermo-D RW A	Pine	
	Luna SHP Profix 2 26x140	3D BIM RENDERING	450 mm	6,85 m (6 mm GAP)	3,6-5,1	26 x 140 SHP PF2 Thermo-D RW A	Pine
	Luna SHP Profix 2 26x140 *)	450 mm	6,85 m (6 mm GAP)	3,9-5,4	26 x 140 SHP PF2 Thermo-D WW SAP A	Spruce	
	Luna Deck 2 Profix 2 26x92	3D BIM RENDERING	450 mm	10,2 m (6 mm GAP)	3,0 / 3,6-4,5	26 x 92 LD2 PF2 Thermo-D RW A	Pine
	Luna Deck 2 Profix 2 26x117	3D BIM RENDERING	450 mm	8,13 m (6 mm GAP)	3,0 / 3,6-5,4	26 x 117 LD2 PF2 Thermo-D RW A	Pine
	Luna SHP Profix 3 40x140	600 mm	6,85 m (6 mm GAP)	3,6-5,4	40 x 140 SHP PF3 Thermo-D RW A	Pine	
	Luna SHP Profix 3 40x185	600 mm	5,24 m (6 mm GAP)	3,6-5,4	40 x 185 SHP PF3 Thermo-D RW A	Pine	
	Luna SHP Profix 3 32x166 *)	600 mm	5,81 m (6mm GAP)	3,9-5,4	32 x 166 SHP PF3 Thermo-D WW SAP A	Spruce	

*) Available also Brushed

LUNAWOOD DECKING FIXINGS



Profix 2 Installation box

2,2 clips / m
100 pcs Profix 2
100 pcs screws (4,2x45)
1 torx TX20



Profix 2

2,2 clips / m
200 pcs/box



Profix 2 Plus

2,2 clips / m
100 pcs/box



Profix 3

1,6 clips / m
50 pcs/box



Love for the Forest

Lunawood is a pioneer and global market leader of sustainable wood solutions. We love the forest, its untamed freedom, and its incomparable strength. Our mission is to reconnect nature with people in urban environments. We make the soothing effect of the forest available to all.

Our mills in Finland transform the very best Nordic pine and spruce into beautiful and long-lasting Thermowood. It is the ideal foundation and the perfect material for an ecological and healthy way of designing, building, and living.

Every Lunawood product is an authentic piece of Nordic forest and is the result of years of dedication to sustainability. Non-toxic Thermowood is suitable for all climates and types of weather. It is dimensionally stable and resin-free. These unique properties inspire architects and builders to create amazing and versatile projects around the world.

Lunawood Thermowood production started in 2002. Today company employs 100 professionals in Finland, at its production units in Iisalmi, Kaskinen and Joensuu, as well as at its head office in Lahti and in its main export markets. In 2019 Lunawood's turnover was EUR 49 million.

Certified quality



LUNAWOOD.COM

This brochure is provided for informational purposes only and no liability or responsibility of any kind is accepted by Lunawood or its representatives, although Lunawood has taken reasonable efforts to verify the accuracy of any advice, recommendation or information. Lunawood reserves the right to alter its products, product information and product range without prior notice.